

BUY THIS BOOK



Consumer Protection for Elections
BlackBoxVoting.org

THE OFFICIAL BLACK BOX VOTING WEBSITE

NEW!

Black
Box
Videos



"Riveting."
- Vanity Fair
"The gospel of
the movement."
- Time Magazine

FORUMS

INVESTIGATIONS

NEWS

CONTACT

HOME

1-3-08: What to do! Iowa Caucus instr...

[Black Box Voting](#) » [Latest Investigations from Black Box Voting](#) » [1-3-08: What to do! Iowa Caucus instructions for everyone](#) << [Previous](#) [Next](#) >>

Thread Last Poster Posts Pages Last Post


[Start New Thread](#)

Author

Message



Posted on Thursday, January 3, 2008 - 1:34 pm:



Bev Harris

Board
Administrator
Username:
Admin

Post Number:
7328
Registered:
12-2004

Best of Black
Box?

★★★★★
Votes: 1 (A
[keeper?](#))

You don't live in Iowa? Doesn't matter. Pitch in!

IF YOU ARE NOT IN IOWA: During the event: Monitor Democratic Web site <http://www.iowacaucusreults.com> and capture screen shots at regular intervals. Republican county results will be posted at <http://www.iowagop.net> -THIS JUST IN: Republican precinct results will be posted at end of the night. Observe whether there are any results that go up or down or change after they have been posted.

If you spot anomalies, propagate documentation (like screen shots) to 3-5 places (relevant web sites, appropriate email lists).

BEFORE, AFTER THE CAUCUSES: Keep tugging at the threads to unravel the computerized telecommunications tabulation system. It's the part of the caucuses that no one wants to talk about. Live, "open source" research area. <http://www.bbforums.org/forums/messages/73/71118.html>

CONFIRMED: Both Republicans and the Democrats are using cell phone-initiated computerized central tabulation to add up all the precinct results. More on what's been confirmed, debunked, and new leads will be found at the research link above.

IOWA RESIDENTS: DOCUMENT WHETHER INPUT MATCHES OUTPUT (Input = results at the precinct; Output = precinct results as announced with TOTALS).

Priority one is to get photos of SIGNED RESULTS SHEETS.

Photos. Not verbal reports.

THE RULES: Anyone can observe any caucus. Photos and videos are allowed. They can boot you out if you disrupt the proceedings. Do not provide any justification for anyone to obstruct you -- be quiet as a mouse and polite as Miss Manners.

A STRATEGY: If you are not participating, only observing, consider observing in a building that houses more than one precinct caucus, so you can snap pictures of more than one signed results sheet.

IDENTIFY PHOTOGRAPHS WITH PARTY, PRECINCT, AND LOCATION: Remember, there are often multiple precincts in the same location, so just listing the address is not sufficient.

COMPARE DEMOCRATIC PRECINCT RESULTS WITH POSTED RESULTS ON <http://www.iowacaucusresults.com>

IF REPUBLICANS DO NOT PROMPTLY POST PRECINCT RESULTS: Demand that they immediately post a precinct by precinct itemization so that this can be compared with photos of signed results sheets.

Forum Navigation

[Topics](#)
[Log In](#)
[Log Out](#)

Forum Search

[New Today](#)
[New This Week](#)
[Advanced Search](#)
[Tree View](#)

Forum Account

[Edit Profile](#)
[Register](#)
[Forgot Password](#)

Forum Tools

[Help/Instructions](#)
[Contact Moderators](#)
[Administration](#)

PRIORITY TWO: If possible, get video of the following: (1) show of hands voting (Republican caucuses); (2) warm body counting candidate viability determinations (Democratic caucuses)

DISCUSSION AREA

Iowa forums at Black Box Voting -

<http://www.bbvforums.org/forums/messages/143/143.html>

Because the Republican caucuses lack the ability to compare input with output (precinct results local with precinct results used for TOTAL), a web site called Liberty Broadcast Networks (<http://www.libertybroadcastnetworks.org>) has set up a live precinct results reporting system.

Note that if reports don't match the eventually released precinct totals, if you don't have a photo or video, you're out of luck.

To upload photographs

You must be a registered user of Black Box Voting. You must use your real first and last name when you register.

You must log in to post. Some computers "remember" you and automatically log you in when you return.

To upload: Log in and post -- below the text box you will see an "upload attachment" button.

Digital cameras take large photos. If you can resize them to less than gargantuan size it will work better. If you cannot figure out how to do that, e-mail for help using the contact information on the home page, and we'll show you where to email the photos so we can resize them for you.



Posted on Thursday, January 3, 2008 - 3:52 pm:



Bev Harris

Board
Administrator
Username:
Admin

Post Number:
7330
Registered:
12-2004

Best of Black
Box? N/A
Votes: 0 ([A
keeper?](#))

Iowa: Democrats - Precincts Reporting: 0 of 1781

<http://www.iowacaucusresults.com>

Republicans - "As each precinct announces their results to their participants, those totals will be called into our automated system. We will post that information immediately on our website by county and transmit it to the Associated Press for dissemination. *At the conclusion of the evening*, the Iowa GOP will post precinct by precinct results as well:

<http://www.iowagop.net>

Republican precinct results called in by citizens listed at

<http://www.libertybroadcastnetwork.org>

1. Rudy Giuliani 0
2. Mike Huckabee 0
3. Duncan Hunter 0
4. John McCain 0
5. Ron Paul 0
6. Mitt Romney 0
7. Fred Thompson 0
8. Alan Keyes 0

Live coverage online: <http://www.cspan.org/>



Posted on Thursday, January 3, 2008 - 5:50 pm:



Bev Harris

Board
Administrator
Username:
Admin

Post Number:
7331
Registered:
12-2004

Best of Black
Box? N/A

as of 7:50 pm

Senator John Edwards : 33.25%
Senator Hillary Clinton : 32.19%
Senator Barack Obama : 31.93%
Governor Bill Richardson : 1.79%
Senator Joe Biden : 0.71%
Senator Chris Dodd : 0.08%
Uncommitted : 0.04%
Precincts Reporting: 415 of 1781

Votes: 0 ([A keeper?](#))

(Percentages are State Delegate Equivalents.)

I have been unable to get Republican results because their site appears to be crashing.



Posted on Thursday, January 3, 2008 - 6:13 pm:



Mike LaBonte

Voting Rights Forum Participant
Username: Mike_labonte

Post Number: 39
Registered: 12-2005

Best of Black Box? N/A
Votes: 0 ([A keeper?](#))

Darn. I wrote a tiny Unix script that captures a web page minute by minute. But I didn't realize the Iowa Democratic web page was going to use DHTML, which only javascript-capable web browsers will display. So the captures are useless. If I had known the page would refresh itself every 30 seconds I would have installed a screen recorder instead. Their page is working well, a testament to Amazon Web Services. The precinct-by-precinct listings are filling in as expected, although it **only shows the number of delegates won, not the number of voters.**

The Iowa Republicans page is of course showing no results as explained above, even though their press release yesterday says *"GOP Will Post Real Time Results Thursday ... The Republican Party of Iowa maintains the highest level commitment to the most accurate, timely reporting of Caucus results possible. The procedures in place for Thursday evening have been tested and we are confident in the process."* The website has no results yet and responds very slowly when it responds at all. I wonder what happened?



Posted on Thursday, January 3, 2008 - 6:23 pm:



Bev Harris

Board Administrator
Username: Admin

Post Number: 7332
Registered: 12-2004

Best of Black Box? N/A
Votes: 0 ([A keeper?](#))

And, as the Republicans said they would, they routed their results through the Associated Press or the handful of guys that replaced VNS, now called NEP.

So the web site conveniently crashes showing nothing and now the networks are announcing the winners with only 40% of the vote in.

The hand counting process for the CSPAN Republican caucus is poorly controlled. Not enough witnesses and a disorganized layout, people sticking piles on the floor, or huddling over them with their backs to the camera.

They also shoed the public out. The cameras were there but were not capturing the ballot faces in most cases.



Posted on Thursday, January 3, 2008 - 6:40 pm:



Bev Harris

Board Administrator
Username: Admin

Post Number: 7333
Registered: 12-2004

Best of Black Box? N/A
Votes: 0 ([A keeper?](#))

ho ho ho

So now the Republican guy is entering the "results" into his cell phone and the witnesses are paying no attention, nor can they really see what he's doing -- it appears to be a prompted menu - he puts it to his ear, then punches a key, puts it to his ear, punches a key, and no one, including the cameraman can see what the hell he's doing.

But now - he's speaking to a real person. And giving his name and precinct. So what were the touches about?

He gave information verbally, then hung up. Then his phone called him back and he looked at it, said "call was lost" and then said "I think we're done... I think."

Hope we'll be able to get video of this somewhere.



Posted on Thursday, January 3, 2008 - 6:54 pm:



John Howard

Frequent Voting Rights Forum Participant
Username: Harmonyguy

Post Number: 536
Registered: 12-2004

Interestingly, the DEM web site refers to 3 different pages at amazon:

http://s3.amazonaws.com/caucuspublic/index_fund.html

http://s3.amazonaws.com/caucuspublic/index_live.html

and

http://s3.amazonaws.com/caucuspublic/index_real.html

although I haven't been able to determine any difference between them.

(Although I haven't spent much time looking at it yet, I suspect that the critical file is: http://s3.amazonaws.com/caucuspublic/upload/full_data.txt)

Interesting to see that some of the images appear to be coming from www.forbin.com/results which is referenced from:

Best of Black
Box? N/A
Votes: 0 ([A
keeper?](#))

http://s3.amazonaws.com/caucuspublic/images/_notes/dwsync.xml

All of which can be located by reading the xml file at:
<http://s3.amazonaws.com/caucuspublic/>

I won't be able to capture much tonight, but perhaps with this info someone else may be able to do repeated captures of some of the specific files such as the full_data.txt file.

Hope this helps...
HG;)



Posted on Thursday, January 3, 2008 - 7:05 pm:



Bev Harris
Board
Administrator
Username:
Admin

Yes, it helps. From what I'm hearing, the programmers inside the Dem Party are Drew Miller and someone with lastname Friedman. Lo and behold, I open up one of the links you provided John, and there is entry after entry that says "imdrewmiller"

Post Number:
7334
Registered:
12-2004

I am Drew Miller?
Forbin also appears several times.

Best of Black
Box? N/A
Votes: 0 ([A
keeper?](#))



Posted on Thursday, January 3, 2008 - 7:10 pm:



**John
Howard**
Frequent
Voting Rights
Forum
Participant
Username:
Harmonyguy

IMPORTANT: keep repeatedly capturing the
http://s3.amazonaws.com/caucuspublic/upload/full_data.txt file

Post Number:
537
Registered:
12-2004

I may be wrong, (although I don't think so) but it appears to be the precinct results in some form.
HG;)

Best of Black
Box? N/A
Votes: 0 ([A
keeper?](#))



Posted on Thursday, January 3, 2008 - 7:29 pm:



Bev Harris
Board
Administrator
Username:
Admin

Yes. The 77 series in those files seems to represent Polk County. Linn County appears to be the 57 series.

Post Number:
7335
Registered:
12-2004

For example:

77,175,0,2,0,3,0,0,4,0,0,0 77,176,0,2,0,2,0,0,3,0,0,0 77,177,0,3,0,0,0,0,6,0,0,0
77,178,1,1,0,1,0,0,2,0,0,0 77,179,0,2,0,2,0,0,4,0,0,0 77,180,1,1,0,1,0,0,1,1,0,0
77,181,0,2,0,2,0,0,2,0,0,0 77,182,0,2,0,2,0,0,3,0,0,0

Best of Black
Box? N/A
Votes: 0 ([A
keeper?](#))

"77" looks like it signifies the county, the next number looks like it signifies the precinct.



Posted on Thursday, January 3, 2008 - 7:36 pm:



**John
Howard**
Frequent
Voting Rights
Forum
Participant

If you right click and save the following link and then open the file in your favorite text editor,(Notepad) you can identify each precinct.
<http://s3.amazonaws.com/caucuspublic/upload/precinct.js>

and if you do the same with

Username:
Harmonyguy

<http://s3.amazonaws.com/caucuspublic/upload/county.js>
you can identify each county.

Post Number:
538
Registered:
12-2004

I believe that the candidate sequence is:
"", "Biden", "Clinton", "Dodd", "Edwards", "Gravel", "Kucinich", "Obama", "Richardson", "Other", "Uncommitted"
although I haven't identified the significance of the "" at the start of the list.

Best of Black
Box? N/A
Votes: 0 ([A
keeper?](#))

HG;)



Posted on Thursday, January 3, 2008 - 7:43 pm:



**John
Howard**
Frequent
Voting Rights
Forum
Participant
Username:
Harmonyguy

To their slight credit, the DEMS *appear* to be providing not only some form of raw precinct data, but performing the calculations and the tallying-for-reporting right on each visitor's workstation, with relatively easily decodable software, allowing anyone who wants to, to view not only the software doing the tallying but also the data.

Post Number:
539
Registered:
12-2004


Of course, I'm not aware of there being anything with which to substantiate the raw data which is being tabulated.}

Best of Black
Box? N/A
Votes: 0 ([A
keeper?](#))

HG;)



Posted on Thursday, January 3, 2008 - 7:45 pm:



Bev Harris
Board
Administrator
Username:
Admin

The Democratic results site was working slick as a whistle during the caucuses but it's very gummy now.

Post Number:
7336
Registered:
12-2004

The Republican one never did show the results in "live time" and also says it's kicking the results over to Google. But I think what they're trying to say is that Google maps is supposed to be providing an interface where you click the county and get the result in live time.

Best of Black
Box? N/A
Votes: 0 ([A
keeper?](#))

Instead we got -- slowdown ... nuthin' to see here folks.



Posted on Thursday, January 3, 2008 - 7:52 pm:



**John
Howard**
Frequent
Voting Rights
Forum
Participant
Username:
Harmonyguy

The Democratic site appears to refresh every 30 seconds, and it appears that one only needs the http://s3.amazonaws.com/caucuspublic/upload/full_data.txt file.

Post Number:
540
Registered:
12-2004

If it's slow now, there are probably too many people hammering the site for the full refresh each time.

Best of Black
Box? N/A
Votes: 0 ([A
keeper?](#))

HG;)

ps: I still think that y'all would make it so much easier on yourselves to have a 30 day election campaign and just one vote. It gets the pain of the campaign over and done with much quicker. ;)



Posted on Thursday, January 3, 2008 - 7:55 pm:



**Mike
LaBonte**
Voting Rights
Forum

The Iowa Republican web site now shows results on a Google-based map, currently with 4 counties not reporting. Each county is colored and marked with a symbol to indicate the candidate with the most delegates won. Roll over the

Participant
Username:
Mike_labonte

counties to see delegate counts for each candidate.

Post Number:
41
Registered:
12-2005

Whats missing? state totals ... no idea who is winning. I hope both parties deliver comprehensive spreadsheets soon.

Best of Black
Box? N/A
Votes: 0 ([A
keeper?](#))



Posted on Thursday, January 3, 2008 - 8:06 pm:



Bev Harris
Board
Administrator
Username:
Admin

Well, and the Republicans completed the aggregate before releasing anything. I hope some caucus attendees got photos of the results, because it was wide open for a switch between input and output for the Republicans.

Post Number:
7338
Registered:
12-2004

Best of Black
Box? N/A
Votes: 0 ([A
keeper?](#))



Posted on Thursday, January 3, 2008 - 8:12 pm:



**Mike
LaBonte**
Voting Rights
Forum
Participant
Username:
Mike_labonte

About 20 minutes ago Romney and Huckabee were leading in most counties, with McCain and Thomson each grabbing one county. Now the entire map is painted Romney and Huckabee, except for the 4 non-reporting counties.

Post Number:
42
Registered:
12-2005

It didn't occur to me earlier that the map does not indicate the number of precincts that have and have not reported. At some point they will have to indicate when all results are in. But if that map is the only display I don't see how the results can be proven.

Best of Black
Box? N/A
Votes: 0 ([A
keeper?](#))



Posted on Thursday, January 3, 2008 - 8:15 pm:



Bev Harris
Board
Administrator
Username:
Admin

(Jason, if you look for your post, I moved it to General Discussion. Welcome to Black Box Voting. I explained why over there.)

Post Number:
7339
Registered:
12-2004

Best of Black
Box? N/A
Votes: 0 ([A
keeper?](#))



Posted on Thursday, January 3, 2008 - 8:30 pm:



Bev Harris
Board
Administrator
Username:
Admin

I literally laughed out loud at the magic show the Republicans are putting on.

"We will be very transparent and report in live time on our Web site."

"Well not the details, precincts will come after the totals are announced " (think

Post Number:
7340
Registered:
12-2004

Best of Black
Box?
★★★★★
Votes: 1 ([A
keeper?](#))

about this folks: You can't GET the totals without the precinct results. They're doing it out of order)

And then:

"Oh gee the web site isn't posting any results after all"

And then:

"Hello we are the networks and with 40% in we are projecting [note subtle misuse of language]

"Huckabee won Iowa"

[Correct language would say "we are projecting that Huckabee will win Iowa -- and not a single iota of results had been PUBLICLY released.]

Next we see the only live coverage, done by CSPAN, in which McCain thumps everyone.

Instead of counting in public, they had the public leave the room before the counting and things are being sorted out of view and counted under chairs and in in corners, with no public view of the data. This was done by perfectly nice people. Problem was, they didn't provide them with anything remotely sensible for a workspace -- like, oh, say a table and some chairs.

Next, we see a cell phone situation, which then inexplicably calls him back to tell him the call did not go through. Baffled, he says "we're done. I think."

More happy gesticulating by the networks pronouncing winners with great precision.

Still, at this time, not a thing has thus far been reported in "real time."

Then a nearly filled in map appears, but without telling us the percentage of precincts reporting and with no precinct data.

It's not up to the citizens to prove fraud. What we need is a system where the votes are counted in public (they were not, in Carroll County), and where we can check the precinct results against the reported precinct results.

What we got was a magic show.



Posted on Thursday, January 3, 2008 - 8:57 pm:



**Mike
LaBonte**
Voting Rights
Forum
Participant
Username:
Mike_labonte

The Washington Post has posted stories calling both Iowa races. Incredibly, the [Republican race article](#) cites no numbers and no sources for the call! I don't want to think about how many people will read that story and not even flinch at the failure to adhere to journalistic standards, or any semblance of democracy.

(Message edited by Mike_LaBonte on January 3, 2008)

Post Number:
43
Registered:
12-2005

Best of Black
Box? N/A
Votes: 0 ([A
keeper?](#))



Posted on Thursday, January 3, 2008 - 9:35 pm:



**Mike
LaBonte**
Voting Rights
Forum
Participant
Username:
Mike_labonte

The Iowa Democrat page says they are done, and the full_data.txt file has stopped changing. But I don't get the same percentages they do.

For example, they get 37.58% for Obama and I get $100 * 4707 / 13485 = 34.9054505\%$. Do they use some strange math? Or could it be that they post percentages based on voter counts instead of delegates? I have attached the CSV file.

Post Number:
44
Registered:
12-2005


Best of Black
Box? N/A
Votes: 0 ([A](#)
[keeper?](#))

 Iowa 2008 Democratic Primary results
[full_data.csv](#) (47.5 k)

I don't see any way to get equivalent data for the Republican primary. Their Google map is still incomplete, anyway.



Posted on Thursday, January 3, 2008 - 9:47 pm:



Bev Harris
Board
Administrator
Username:
Admin

Thanks, Mike. I'll be digging into that file with my morning coffee.

Permanent link to the file Mike attached:

<http://www.bbvdocs.org/IA/state/final-full-data-iowa-democratic-caucus-2008.txt>
(46 KB)

Post Number:
7342
Registered:
12-2004

Sometimes the citizen-uploaded links break when I reorganize or archive items, so I've learned (the hard way) to create a more conventional link as well.

Best of Black
Box? N/A
Votes: 0 ([A](#)
[keeper?](#))



Posted on Thursday, January 3, 2008 - 9:49 pm:



Bev Harris
Board
Administrator
Username:
Admin

FYI - I got my first copies of various iterations of the full data file AFTER John Howard posted the link. If anyone has earlier iterations that would be useful. Like a dummy, I didn't ID mine by time but did name them in sequential order.

On edit - oh boy I really am brain dead at the moment. My file saves added a time stamp. So I have late stage successive iterations over the last 20 minutes or so.

Post Number:
7343
Registered:
12-2004

Best of Black
Box? N/A
Votes: 0 ([A](#)
[keeper?](#))



Posted on Friday, January 4, 2008 - 7:50 am:



Bev Harris
Board
Administrator
Username:
Admin

It's 9:45 Central time and the Republican Party STILL has not released either the final results or the precinct results.

The Republican caucuses follow a simpler, quicker procedure than the Democratic caucuses, but they are lagging behind the Democrats by 10 hours in finishing their tabulation. A bad sign.

Post Number:
7345
Registered:
12-2004

From lowagop.net as of 7:45 Pacific time - note the last line, showing that 65 precincts are still not included in the total.

Best of Black
Box? N/A
Votes: 0 ([A](#)
[keeper?](#))

At one point during the counting, I believe it was Linn County, Giuliani's totals dropped during the middle of the count.

County Giuliani Huckabee Hunter McCain Paul Romney Tancredo Thompson

Adair	7	93	0	39	14	46	0	76
Adams	4	76	1	21	14	44	0	26
Allamakee	11	113	2	58	88	117	0	29
Appanoose	14	242	0	39	39	51	0	58
Audubon	5	68	1	29	13	52	0	26
Benton	47	341	2	83	109	204	0	188
Black Hawk	70	1,046	10	318	308	814	0	436
Boone	19	543	8	118	149	279	0	192
Bremer	21	271	2	117	76	266	2	129
Buchanan	26	151	5	52	58	142	0	90
Buena Vista	4	224	2	94	64	156	0	145
Butler	14	199	7	56	44	105	0	117
Calhoun	14	151	2	42	56	57	0	56
Carroll	25	155	1	134	45	139	0	88
Cass	76	188	0	89	61	146	0	112
Cedar	14	146	2	69	90	216	0	84

Cerro Gordo 77 545 1 379 163 323 0 192
Cherokee 11 179 0 86 58 148 0 68
Chickasaw 7 78 2 67 31 85 0 60
Clarke 3 161 2 21 37 69 0 44
Clay 23 217 0 79 49 119 0 102
Clayton 23 114 3 82 73 152 0 60
Clinton 29 249 1 153 93 371 0 121
Crawford 7 130 2 67 45 106 0 91
Dallas 152 1,258 18 523 292 1,262 1 464
Davis 5 149 1 16 54 13 0 26
Decatur 5 116 1 33 44 123 0 26
Delaware 12 140 1 60 50 216 0 61
Des Moines 25 431 10 118 103 304 0 162
Dickinson 32 171 1 166 57 154 0 70
Dubuque 74 349 13 444 295 989 0 215
Emmet 4 76 5 34 22 58 0 54
Fayette 10 107 3 56 45 70 0 61
Floyd 29 169 0 63 35 97 0 70
Franklin 17 160 1 54 75 111 0 78
Fremont 5 55 2 26 23 53 0 26
Greene 10 150 4 59 74 103 0 60
Grundy 17 320 1 52 79 108 0 87
Guthrie 18 178 2 52 78 121 0 131
Hamilton 25 306 5 98 66 155 0 159
Hancock 11 257 0 56 50 68 0 75
Hardin 14 424 0 110 46 120 0 130
Harrison 14 167 1 44 65 183 0 55
Henry 24 374 2 77 90 152 0 66
Howard 1 64 4 44 29 59 0 57
Humboldt 4 175 0 45 25 99 0 54
Ida 5 86 0 43 20 88 0 61
Iowa 33 199 3 36 71 150 0 106
Jackson 17 129 6 57 93 210 0 40
Jasper 12 564 5 102 77 221 0 166
Jefferson 25 263 3 38 298 132 0 80
Johnson 269 883 10 608 604 1,247 0 349
Jones 20 165 1 66 70 249 0 94
Keokuk 12 166 1 40 56 64 0 54
Kossuth 6 297 9 70 23 96 0 71
Lee 15 284 7 91 91 192 0 128
Linn 375 1,887 22 897 783 2,294 0 1,081
Louisa 5 156 1 48 22 106 0 56
Lucas 9 212 2 34 28 56 0 65
Lyon 3 214 0 113 28 101 1 49
Madison 31 395 12 96 85 146 0 139
Mahaska 11 747 8 83 77 116 1 161
Marion 8 1,000 7 141 141 276 0 240
Marshall 28 655 10 187 110 495 0 242
Mills 25 155 0 76 52 126 0 98
Mitchell 13 105 2 86 55 47 0 47
Monona 8 95 0 38 20 117 0 50
Monroe 4 142 0 14 29 35 0 37
Montgomery 14 124 0 58 45 142 0 31
Muscatine 57 292 3 134 114 303 0 95
O'Brien 3 335 3 54 48 83 0 75
Osceola 4 78 1 37 66 52 0 17
Page 13 190 0 69 56 148 0 36
Palo Alto 8 74 2 44 23 76 0 68
Plymouth 30 304 3 201 101 415 0 171
Pocahontas 2 141 2 29 80 64 0 55
Polk 912 8,039 117 3,318 1,998 5,263 0 2,846
Pottawattamie 147 560 17 337 297 828 0 338
Poweshiek 28 352 1 100 61 167 0 121
Ringgold 3 77 2 17 18 35 0 29
Sac 4 165 1 52 34 87 0 102
Scott 278 1,241 18 1,039 466 1,722 0 690
Shelby 8 199 18 44 33 88 0 56
Sioux 26 1,133 3 336 136 300 0 206
Story 135 1,848 23 511 561 1,069 0 492
Tama 19 247 10 70 46 153 0 133

Taylor 3 56 0 14 14 45 0 33
Union 14 158 0 56 47 85 0 53
Van Buren 7 108 3 32 64 55 0 32
Wapello 19 477 0 43 88 142 0 46
Warren 60 1,184 16 232 241 478 0 425
Washington 33 285 3 68 115 179 0 145
Wayne 1 160 1 22 19 31 0 24
Webster 56 453 6 178 75 269 0 188
Winnebago 8 245 2 69 40 80 0 68
Winneshiek 15 122 2 108 69 201 0 91
Woodbury 107 780 17 422 275 1,309 0 565
Worth 1 69 1 39 7 35 0 27
Wright 5 243 0 29 54 112 0 72
1716 of 1781 precincts reporting



Posted on Friday, January 4, 2008 - 7:53 am:



Bev Harris

Board
Administrator
Username:
Admin

Post Number:
7346
Registered:
12-2004

Best of Black
Box? N/A
Votes: 0 ([A](#)
[keeper?](#))

An FYI: I wouldn't look for fraud in the winner's circle so much as in the potential repositioning of candidates finishing in second through sixth place.

As those of us who have been watching this stuff for a long time know, one strategy is to shift votes away from underdog candidates that no one is paying attention to in order to give them to a favored candidate in a higher position.

Add Your Message Here

Post:

B **/** **U** -Color- -Font- -Size-

Username:

Posting Information:

Password:

This is a private posting area. Only registered users and moderators may post messages here.

- Options:** Enable HTML code in message
 Automatically activate URLs in message

Action:

All original content on this website is Copyright (c) 2004-2005 by Black Box Voting. All rights reserved.

Forums powered by Discus Professional - www.discusware.com.
Original site and logo design is by Andy Markley - art101.com.

